

Advanced Splinting

Course Description

The focus of this session will be the splint fabrication process. A dynamic format utilizing lecture, case studies, demonstration and hands-on lab activities will address the latest in splinting trends. This interactive course is intended for the practicing PT, PTA, OT, COTA with intermediate to advanced splinting skills. This interactive session will allow the participants to gain insight into the newest products on the market. Labs will allow them time to sample many different products as well as acquire 'Clinical Pearls' from the experienced instructor. Various splinting materials will be utilized including a wide range of thermoplastics, Neoprene and strapping. In addition, a sampling of the newest tools and components will be available for display and demonstration. (Please note that due to time constraints, all splints may not be fabricated by each participant.) 15 contact hours (1.5 CEUs)

Course Schedule

Saturday:

7:30 - 8:00 Registration

8:00 - 10:00 Lecture: Advanced Splinting

10:00 – 12:30 Lab:

- Digit exercise splints
- PIP extension mobilization splints
- Ulnar nerve & Combined Ulnar/Median nerve splints

12:30 - 1:30 Lunch (on own)

1:30 – 4:30 Lab:

- MP extension mobilization splint (Digitec Kit)
- CMC joint splints

Sunday:

8:00 - 9:00 Lecture: Splinting Clinical Pearls

9:30 – 11:30 Lab:

- MP flexion mobilization splint (Zipper splint with multiple mobilization options)
- Wrist mobilization splint

12:30 - 1:30 Lunch (on own)

1:30 – 2:45 Lab:

- Radial nerve splints





2:45 – 3:00 Lecture: Splinting with Neoprene

3:00 - 4:30 Lab: Splinting with Neoprene – unique ideas for custom splinting

- Forearm splint
- CMC splint
- Wrist splint
- Digit splints/strapping

Course Objectives

Upon completion of this course, participants will be able to:

-  gain awareness of the variety of new splint materials, tools and components on the market.
-  understand the general indications, precautions and contraindications for splinting with these materials.
-  develop skills necessary to successfully fabricate select splints using various materials.
-  assess proper fit and function of splints completed.